

Cooks Go-To Tackle Storage System is a gem of product even for the most organized individuals

By: Brian Day, Cooks Go-To Western Pro Staff

You've prepped for that big tournament by assembling and organizing all your tackle several days in advance. In your mind, you have fished the tournament by visualizing every cast you are going to make that day. Thinking out loud, you say to yourself, "what else can I do to get ready?"

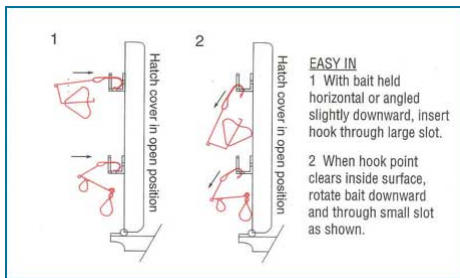
Enter: Cook's Go-To Tackle Storage System. I stumbled upon this little gem of a fishing product about a year ago when I was introduced to Mr. Darrel Cook, owner of Cooks Go-To Tackle Storage System. He is a very likeable fellow and talks to everyone like they have been friends for years. In talking with Mr. Cook (also known as Cookie) he convinced me to buy one of the Go-To Tackle Storage Systems and said, that if I didn't like it, he would refund my money. What a deal!



Cooks Go-To Tackle Storage System installed in a ZX190 Skeeter

After receiving the system in the mail, I installed it the next day on the inside of my rod locker of my Skeeter bass boat (see photo). Installation was quick and easy even for those who don't know their way around a toolbox. I was truly amazed at how this simple, yet effective little device can help even the most overly obsessed tackle organizer.

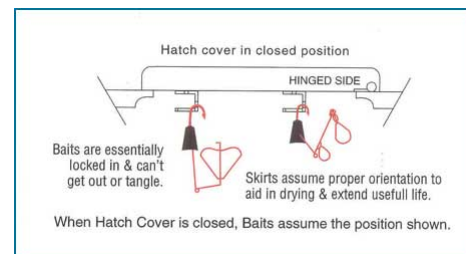
Cookie states, "the beauty of the organizer is in its simple design and high-strength plastic construction. Once you see how the Go-To system works, you'll wonder why you didn't think of it first."

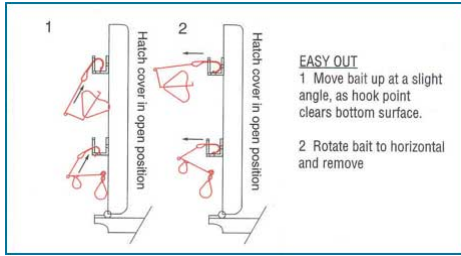


The patented Go-To Tackle Storage System is a 12-in. plastic channel that has twelve grooves (3/4-in.) cut vertically the length of the bar and spaced 1/2-in apart. When the organizer is installed the U-shaped channel faces upwards. Simply insert the hooks of your single hook baits in the groove and let them hang. When you close the rod locker door, the hooks of the baits pivot and lock into place,

securing them. "When baits hang in the stowed position, it allows the wet skirts to dry and flair even more adding to the baits visual appeal" said Cookie.

Eager to test this product, I placed spinnerbaits, buzz baits, jigs, pre-rigged, Ikas, spider jigs, 5" swim baits into the rack, and several bags of Robo worms on the J-hooks.





It's time to take the system for a ride. I was fishing Lake Cachuma in Southern California that weekend, so this would be a good proving grounds for testing the product. After launching I motored over to some steep rocky bank and within a few minutes, as fate would have it, I hung up and had to break off a spider jig. I merely opened my rod locker compartment, slid

out another pre-rigged bait out of the Go-To Tackle Storage System, and retied within literally 20-seconds! Man that was fast. Later that day, the wind picked up to 30+ mph and the lake had white caps with 3-ft. swells. I knew it was going to be a bumpy ride. I drove from one end of the lake to the other taking the normal bumps and jolts. After arriving at my little honey hole, I opened the compartment to see if any baits came loose. Amazingly, NONE of the baits came out of the Go-To Tackle Storage System. This quelled my earlier skepticism about whether the baits would stay in place. It was at this time when I realized that Mr. Cook had a winning product!

The Go-To Tackle Storage System is proudly made in the USA and will definitely get you more organized by having your baits ready and quickly accessible. Cook's Go-To Tackle Systems retail for \$19.95 for a package of two 12-in. organizers, instructions and mounting hardware for most rod locker configurations.



Contact Cookie, at www.cooksgoto.com or **1-866-825-7091**. He is so confident that you will like the system, he offers a 100% satisfaction guarantee. If you are not satisfied, return the product for a full refund of purchase price. Also, if you buy two or more Cook's Go-To Tackle Storage Systems you will receive a **FREE** Cook's "Go-To" Hat.